

PRECISION GAGE & TOOL COMPANY

**PRECISION GAGE & TOOL COMPANY**

# Index

<b>Description</b>	<b>Page</b>
Certification .....	4
AAR Field Manual Rule 1 and Other Gages .....	5-6
MSRP Section B .....	6-8
MSRP Section C .....	8
MSRP Section D .....	8-10
MSRP Section E .....	10-11
MSRP Section E-II .....	11
MSRP Section G .....	11-12
MSRP Section G-II .....	13-14
MSRP Section H, H-II, and H-III .....	14-16
ASF Maintenance & Repair, Ridemaster Gages .....	16
ASF Maintenance & Repair, Super Service Ride Control & Ride Control Truck Gages .....	17-20
ASF Articulated Connection Gage .....	20
ASF Rotary Dump Coupler Gages .....	20
Barber Maintenance Gages .....	20-22
Trailer Train Gages .....	22-26
Masters Not Shown in AAR Manuals .....	26

## More gages

In addition to many other standard railroad gages, Precision Gage & Tool also provides:

- Non-standard Gages
- Custom Gages
- Master Discs
- Master Rings
- Indicators
- Micrometer Standards

Call 937/866-9666 or fax 937/866-9661  
for further details.

# Your new PG&T catalog

This catalog uses the Association of American Railroads (AAR) Manual of Standards and Recommended Practices (MSRP) as a base reference. All gages shown in the MSRP are listed in our catalog by gage number. Also you will find Precision Gage & Tool Co. (PG&T) gage numbers listed as an aid to help you identify your needs when ordering. For current prices and delivery call PG&T Railroad Sales Department at (937) 866-9666 or fax (937) 866-9661.

## Important facts about gage hardness

All PG&T gaging surfaces are heat treated to provide an extra wear factor. We use nickel plated hardened tool steel or heat treatable 400 series stainless steel. Both materials resist corrosion and are harder than the gaged parts. The 300 series stainless steel often used in ordinary gages is substantially softer and not heat treatable.

Just because a gage is made of steel is no guarantee that it is hard enough to withstand the rigors common to railroad gage usage. **A gage that is softer than the part it gages quickly fails, sometimes with disastrous results.** After multiple applications a "too soft" gage will be knicked, distorted and worn out.

## Compare real cost

For maximum wear life, PG&T gages are made from the highest quality materials. The result is up to 10 times greater life expectancy than with ordinary gages, so you'll always have a greater payback with PG&T.

We take great pride in servicing what we sell, and protect you with an ironclad guarantee—if for any reason you are dissatisfied with our product, you may return it within 60 days, no questions asked, provided the gage is in like-new condition.



**PRECISION GAGE & TOOL CO.**

# Certification

Gage certification is the beginning of a gage surveillance program. Gage surveillance is simply an orderly system of keeping records on gages and gage wear.

PG&T can supply long form certification for new gages and masters. It is necessary for the gage to be assigned a dedicated I.D. number. If a number or other type of mark is not designated or requested at the time of purchase, an assigned PG&T number will be used.

## Long Form Certification

- Certifies the actual measurement of all specific critical dimensions and hardness for a particular gage.
- Is dedicated to only one gage. (see certification marking).
- Provides certification of NIST\* traceability.

## The certification document prepared for these items includes the following:

- Name and address of organization providing the certification
- Customer name (company and or person) and company address
- Control number, unique to the gage
- Description of gage
- Description of measurement and test equipment used to perform calibration
- Certification date
- Expiration date (If desired by customer)
- Identification of calibration procedure/method used
- Assigned certification value(s) when applicable
- Certification uncertainty or reference to specification, drawing, or other document specifying tolerance limits.
- Corrections to be applied, if applicable
- Special use limitations or certifications status, when applicable
- Identification of person performing calibration/certification
- Identification of person authorized to review and approve validity of certification

## Recertification

Worn gages may be found out of tolerance. The customer is notified and the gage is returned with the inspection report but not recertified, or the gage may be corrected and then recertified.

\*NIST (National Institute of Standards and Technology)

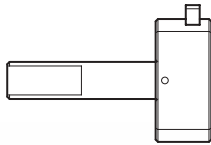


**AAR FIELD MANUAL OF INTERCHANGE RULES,  
MSRP RULE 1, 5a., GAGES REQUIRED**

AAR Gage#	Description	PG&T #
S-617-80	Steel Wheel Gage (calibrated NF & WF)	0467
S-618	Steel Wheel Gage (calibrated NF only)	0231
OLD (34401-Z)	Wheel Defect, Worn Journal Collar, and Journal Fillet Gage (1 & 15/16)	0261
S-614-76 (34401)	Wheel Defect, Worn Journal Collar, and Journal Fillet Gage (1-1/16 & 15/16)	0118
S-615-76 (34401-A)	Wheel Defect, Worn Journal Collar, and Journal Fillet Gage (7/8 & 15/16)	0119
RP-615	Simplified Steel Wheel Gage	0700
	Wheel Back-to-Back Service Limit Gage (Go/No-Go)	0318
S-705	Adapter Wear Gage (Standard)	0074
S-706	Adapter Wear Gage (Alternate)	0073

AAR Gage#	Description	PG&T#
25623-1	**E" Coupler Second-Hand Parts Replacement Contour Limit Gage Side A (5-5/16") Side B (5-1/8")	0044
28393	"E" Coupler Reconditioned Contour Limit Gage (5")	0090
44057	"E" Knuckle Nose Worn Limit Gage	0042
49822	"F" Knuckle Nose Worn Limit Gage	0041
44250-3	"F" Knuckle Wear & Stretch Gage	0038
47120-2	"F" Coupler Contour Limit Gage	0072
36527-3	"F" Coupler Guard Arm Distortion Gage	0004

<u>AAR Gage#</u>	<u>Description</u>	<u>PG&amp;T#</u>
4CH-54094-D	AAR Approved Out-of-Round Gage (required if wheels are removed for impact load measurements) per AAR Rule 41.A.1.S	0354



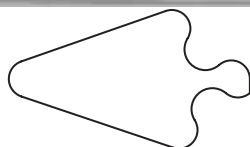
H-III -54	Trailer Hitch No-Go Gage (required if hitch repairs and hitch lubrications are performed)	0035
-----------	---	------



EC-1200	Pedestal Ceiling Wear Gage	0094
---------	----------------------------	------

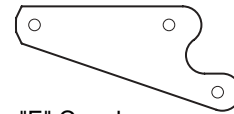
**SECTION "B", MSRP, COUPLER GAGES SPECIFICATION M-212**

<u>AAR Gage#</u>	<u>Description</u>	<u>PG&amp;T#</u>
24992-1	Knuckle Nose Wear and Stretch Limit Gage (cast after 3/79)	0005
24992-A	"E" Knuckle Nose Limit Gage (cast before 4/79)	0007
25005-D	AAR Type "E" & "E/F" Couplers Second-Hand & Reconditioned Acceptance Gage Coupler Guard Arm Distortion	0040
25098-A	"E" Knuckle Locking Face for Knuckles Made Before 4/79	0008
25098-1	Made After 3/79	0009
25099	"E" Knuckle Pulling Lug Restoration Gage	0320
25100	"E" Knuckle Pulling Lug Restoration Gage	0301
25610-3	"E" Knuckle Pin Hole Restoration Gage	0303





25623-1	"E" Coupler Contour Condemning Limit Gage	0044
---------	---	------

<u>AAR Gage#</u>	<u>Description</u>	<u>PG&amp;T#</u>
28393	"E" Coupler Reconditioned Gage	0090
34101-4	"F" Coupler, Vertical Height Interlocking Wing Pocket and Guard Arm, Go Gage	0433
44251-1A	"F" Coupler, Guard Arm Distortion Gage	0048
34101-5A	Pin For 44251-1A	0442
34411	Knuckle Hub Height Acceptable for Reconditioned	0316
34643-3	Draft Gear Follower Flatness	0023
34647-5	Vertical Pin Connection Yoke, Head Width	0039



36527-3	Assembled "F" Coupler Guard Arm Distortion Limit Gage	0004
36527-2A	Assembled "F" Coupler Knuckle Closure Limit and Guard Arm Distortion Gage	0210
44246-3	Vertical Pin Connection Yoke, Head Thickness, Without Bushing	0033
44246-6	Vertical Pin Connection Yoke, Head Thickness, With Bushing	0029
44246-4	Vertical Pin Connection Yoke, Inside Contour	0248
44247-1	"F" Coupler, Wing Pocket and Guard Arm Aligning Surface	0526
44248-1	"F" Coupler Guard Arm Distortion and Coupler Contour Wear Limit	0174
44248-2C	"F" Coupler, Second-Hand & Reconditioned Acceptance Shank Length Gage	0527

<u>AAR Gage#</u>	<u>Description</u>	<u>PG&amp;T#</u>	<u>AAR Gage#</u>	<u>Description</u>	<u>PG&amp;T#</u>
44248-3B	"E/F" & "F" Coupler Second-Hand & Reconditioned Acceptance Shank Length Gage	0375	49354	Coupler Body, Distance Between Pivot Lugs	0173
44250-2A	Vertical Pin Connection Coupler, Butt Shank Height and Restoration	0228	49355	"E" 60 and "E" 67 Type Couplers, Shank Lgth Key Slot, Loc. & Lgth.	0049
			49360	Vertical Pin Connection Coupler, Minimum Butt Height	0374
44250-3	"F" Knuckle Nose Wear Stretch Limit	0038	49361	"F" Coupler Body, Pin Protector & Buffing Shoulder Wear	0027
44250-5	"F" Coupler, Vertical Height Of Interlocking Wing Pocket and Guard Arm, No-Go Gage	0158	49362	Coupler Body, Pin Protector Boss, Outside Contour	0181
44250-6	Vertical Pin Connection, Coupler Butt Thickness, Second-Hand	0308	49363	Knuckle Hub, Height, Acceptance for Second-Hand	0011
44250-8	Vertical Pin Connection, Coupler Butt Thickness, Condemning	0160	49364-B	Knuckle, Pin Hole Wear Limits	0022
44252-1A	"F" Coupler Knuckle, Lock Engagement Surface	0405	49369	Knuckle Pin Wear Limits	0172
44252-2	"F" Knuckle Top Pulling Lug Reconditioning	0519	49371	Yoke, Rear Relief Fillet	0441
44252-3	"F" Knuckle Bottom Pulling Lug Reconditioning	0520	49372	Yoke, Strap Wear Limit Gage for Reconditioned Acceptance	0032
44252-4	"F" Coupler Knuckle, Pin Protector	0317	49373	Yoke, Strap Wear Limit for Second-Hand Acceptance & Reconditioning	0030
			49373-2	Yoke, Strap Wear Limit Gage for Second Hand Acceptance & Reconditioning	0031
47120-2	"F" Coupler Contour	0072	49376	"Y" 46 Type Draft Gear Follower Depth Of Spherical Surface	0238
48496-1	"E" Coupler Body, Anticreep No-Go	0164	49775-1	Vertical Pin Connection Couplers, Shank Hgt., Entire Shank Lgth.	0052
48496-2	"E" Coupler Body, Anticreep, Go Gage	0165	49775-6	Wear Plate Only	0051
49353	"E" Coupler Body, Pin Protector and Buffing Shoulder Wear	0230	49775-2	Vertical Pin Connection Couplers, Butt Shank Height Restoration	0010
			49775-3	Vertical Pin Connection Coupler With Aligning Shoulder Butt Width	0270
			49775-4	"E" 60 & "E" 67 Type Couplers, Key Slot Location	0019
			49775-5	"E" 60 and "E" 67 Type Couplers, Maximum Shank Height	0050

<u>AAR Gage#</u>	<u>Description</u>	<u>PG&amp;T#</u>
49776-2A	Vertical Pin Connection Coupler, Shank Butt Spherical Surface	0026
50051-1	Vertical Pin Connection Coupler, Restored Shank Butt Thickness	0013
50051-2	Vertical Pin Connection Coupler, Alignment Shoulder Restoration	0018
50051-3	Vertical Pin Connection Coupler, Butt Thickness Restoration	0025
50052-1	Vertical Pin Connection Coupler, Butt Shank Height Restoration	0024
50052-2	Vertical Pin Connection Coupler Restored Shank Butt Recess	0332
51236	"E" & "F" Pivot Lug	0191

**SECTION "C", MSRP  
CAR CONSTRUCTION AND FUNDAMENTALS**

<u>AAR Gage#</u>	<u>Description</u>	<u>PG&amp;T#</u>
S-211	Body Center Plate Gage 14" Diameter, Go/No-Go 6x11 & 6-1/2x12	0337
S-211	Body Center Plate Gage 16" Diameter, Go/No-Go 6-1/2x12 & 7x12	0745
S-210	Body Center Plate Gage 12" Diameter, Go/No-Go 5 x 9 & 5-1/2 x 10	0746

**SECTION "D", MSRP  
TRUCK & TRUCK DETAILS**

<u>AAR Gage#</u>	<u>Description</u>	<u>PG&amp;T#</u>
EC-1107-1B	Side Frame Pairing Gage	0121
EC-1119	Warp Gage	0529
EC-1120-A	Column Go Gage ("A" & "B" dimensions must be provided)	0450
EC-1121-A	Column No-Go Gage ("A" dimension must be furnished)	0541
EC-1136	Journal Roof to Spring Seat Height and Alignment Gage (various)	0439

<u>AAR Gage#</u>	<u>Description</u>	<u>PG&amp;T #</u>
EC-2036	Unit Brake Beam Pocket Gage for Side Frames	0344
EC-2037	Unit Type Brake Beam Bracket Gage for Side Frames (Alternate Standard)	0351
EC-1149A	Unit Guide Bracket Alignment Gage (various sizes)	0431
EC-1083-1	Adapter Clearance Gage, Narrow Pedestal Side Frames 5-1/2 x 10	0177
EC-1083-2	Adapter Clearance Gage, Narrow Pedestal Side Frames 6 x 11	0111
EC-1083-3	Adapter Clearance Gage, Narrow Pedestal Side Frames 6-1/2 x 12	0305
EC-1084-1	Pedestal Box Gage 6 x 11	0309
EC-1084-2	Pedestal Box Gage 6-1/2 x 12	0310
EC-1099-1	Straight Edge for EC-1084 and EC-1099	0409
EC-1085-1	"No-Pass" Gage for Thrust Lug and Pedestal Jaw 6 x 11	0481
EC-1085-2	"No-Pass" Gage for Thrust Lug and Pedestal Jaw 6-1/2 x 12	0482
EC-1086-1	Transverse Roof Flatness Gage 5-1/2 x 10	0155
EC-1086-2	Transverse Roof Flatness Gage 6 x 11 & 6-1/2 x 12	0110
EC-1087-1	Radius Gage for Thrust Lug and Jaw Face 5 x 9 & 5-1/2 x 10	0752
EC-1087-2	Radius Gage for Thrust Lug and Jaw Face 6 x 11 & 6-1/2 x 12	0283
EC-1088-1	No-Go Gage for Thrust Lug Width 5-1/2 x 10	0156
EC-1088-2	No-Go Gage for Thrust Lug Width 6 x 11	0157



<b>AAR Gage#</b>	<b>Description</b>	<b>PG&amp;T#</b>	<b>AAR Gage#</b>	<b>Description</b>	<b>PG&amp;T#</b>
EC-1088-3	No-Go Gage for Thrust Lug Width 6-1/2 x 12	0109	EC-1126-H-1	Center Plate Go Gage 14" 6 x 11 (with center plate wear liners)	0324
EC-1089-1	Longitudinal Roof Flatness Gage, Narrow Pedestal Side Frames 5-1/2 x 10	0367	EC-1126-H-2	Center Plate Go Gage 15" (special CSX) (with center plate wear liners)	0394
EC-1089-2	Longitudinal Roof Flatness Gage, Narrow Pedestal Side Frames 6 x 11	0479	EC-1126-H-3	Center Plate Go Gage 16" 6-1/2 x 12 & 7 x 12 (with center plate wear liners)	0328
EC-1089-3	Longitudinal Roof Flatness Gage, Narrow Pedestal Side Frames 6-1/2 x 12	0480	EC-1110-C-1	Center Plate No-Go Gage 12" 5 x 9 & 5-1/2 x 10 (As cast center Plate)	0284
EC-1089-4	Longitudinal Roof Flatness Gage, Narrow Pedestal Side Frames 7 x 12	1107	EC-1110-C-2	Center Plate No-Go Gage 14" 6 x 11 (as cast center Plate)	0285
EC-1090	Journal Roof to Key Slot Gage	0047	EC-1127-D-1	Center Plate No-Go Gage 14" 6 x 11 & 6-1/2 x 12 (with vertical center plate liners)	0286
EC-1091-1	Thrust Lug Height Gage, Narrow Pedestal Side Frames 5-1/2 x 10	0015	EC-1127-D-2	Center Plate No-Go Gage 15" (special CSX) (with vertical center plate liners)	0393
EC-1091-2	Thrust Lug Height Gage, Narrow Pedestal Side Frames 6 x 11	0016	EC-1127-D-3	Center Plate No-Go Gage 16" 7 x 12 (with vertical center plate liners)	0288
EC-1091-3	Thrust Lug Height Gage, Narrow Pedestal Side Frames 6-1/2 x 12	0017	EC-1112	Center Pin Hole Diameter and Depth Gage	0151
EC-1099-1	Box Gage for 7 x 12 Pedestals	0429	EC-1113	Side Bearing Gage (with plugs)	0401
	Straight Edge for EC-1084 and EC-1099	0409	EC-1143	Side Bearing Gage, Two Hole Application	0300
EC-1100	Longitudinal Roof Flatness Gage for 7 x 12 Pedestal	0411	EC-1114	Center Plate to Side Bearing Gage (universal gage)	0428
EC-1101	Transverse Roof Flatness Gage (with shims), 7 x 12 pedestal	0559	EC-1124	Spring Seat Twist Gage (universal)	0539
EC-1102	Radius Gage, Jaw Face, 7 x 12 pedestal	0413	EC-1142	Spring Seat to Center Plate Gage (universal)	0540
EC-1103	No-Go Gage, Width of Roof, 7 x 12 pedestal	0560	EC-1115-A	Column Go/No-Go ("A", "B", & "C" dimensions must be furnished)	0410
EC-1104	"No-Pass" Gage for Pedestals, 7 x 12 pedestal	0423	EC-1116-A	Column Guide No-Go Gage ("A" & "B" dimensions must be furnished)	0404
EC-1109-C-1	Center Plate Go Gage 12" 5 x 9 & 5-1/2 x 10 (As cast center bowl)	0340	EC-1108	Span & Squareness Gage (universal)	0437
EC-1109-C-2	Center Plate Go Gage 14" 6 x 11 (as cast center plate)	0329			

**AAR Gage# Description PG&T#**

EC-1157-1	5-1/2 X 10 For Welded Liner, Gage Applied After Liner	0495
EC-1157-2	6 X 11 For Welded Liner, Gage Applied After Liner	0496
EC-1157-3	6-1/2 X 12 For Welded Liner, Gage Applied After Liner	0497
EC-1157-4	7 X 12 For Welded Liner, Gage Applied After Liner	0498
EC-1157-5	5-1/2 X 10 For Snap-On Liner, Gage Applied Before Liner	0499
EC-1157-6	6 X 11 For Snap-On Liner, Gage Applied Before Liner	0500
EC-1157-7	6-1/2 X 12 For Snap-On Liner, Gage Applied Before Liner	0501
EC-1157-8	7 X 12 For Snap-On Liner, Gage Applied Before Liner	0502
EC-1120-21-W-3	Column Go Gage (A & B Dim. must be provided)	0450



EC-1200	Side Frame Pedestal Roof Wear Limits Gage (Ceiling Wear Gage)	0094
EC-1148-1	Bolster Gib Restoration Gage, 70 & 100 Ton Ride Control	0298
EC-1148-2	Bolster Gib Restoration Gage, 70 & 100 Ton Barber S-2 Regular	0713
EC-1148-3	Bolster Gib Restoration Gage, 70 & 100 Ton Barber S-2 Wide Land	0714
EC-1148-4	Bolster Gib Restoration Gage, 100 Ton Barber S-2 Combination	0292
EC-1148-5	Bolster Gib Restoration Gage, 100 Ton S-2-HD	0715
EC-1148-6	Bolster Gib Restoration Gage, Low Level Ride Control 70 & 100 Ton	0334

**SECTION "E", MSRP BRAKES AND BRAKE EQUIPMENT**

AAR Gage#	Description	PG&T#
M-602	Air Brake Hose Coupling Gasket Test Fixture	0447
S-447-70	Air Brake Hose Coupling Gasket Gage	0055
S-448-47	Go Gage for Brake Shoe	0153
S-449-50	No-Go Gage for Brake Shoe	0154
S-455-99	AAR Shank Gage for Condemning New & Used 1-3/8" Air Hose Coupling & Nipples	0065
26320	New Air Brake Hose Coupling, Go/No-Go Gage	0058
26319	New Air Brake Hose Coupling, Go/No-Go Gage	0059
129841	New Air Brake Coupling, Go/No-Go Gage	0057
26317	New Air Brake Hose Coupling Go Gage	0060
26318	New Air Brake Hose Coupling No-Go Gage	0062
26772	New Air Brake Hose Coupling Go Gage	0061
26773	No-Go Gage for Gaging The Flat Bearing Face Adjacent To Bead On Lip	0254
26316	Go Gage for Gaging External Contour of Body of Coupler At Right Angle To Coupler Face (except at end of hose)	0341
26315	No-Go Gage for Gaging External Contour of Body of Coupler At Right Angle To Coupler Face (except at end of hose)	0056
26313	Go Gage for Gaging Groove and Flat Spot On Guard Arm	0176
26314	No-Go Gage for Gaging Groove and Flat Spot On Guard Arm	0339

<u>AAR Gage#</u>	<u>Description</u>	<u>PG&amp;T#</u>
88001	Gage To Check Guard Arm Buttress With Stop Lug With Reference To Machine Bore	0066

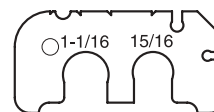
**SECTION "E-II", MSRP  
MAINT REQ FOR AIR BRAKE CONTROL VALVES, FREIGHT**

<u>AAR Gage#</u>	<u>Description</u>	<u>PG&amp;T#</u>
49614	Emergency Piston Bushing Gage	0726
49616	Service Piston Bushing Gage	0727
49623	Vent Valve Piston Bushing Gage	0729
42013	Service Piston Gage	0728
42005	Emergency Piston Gage	0730
41999	Vent Valve Seat Gage	0731
56204	Service & Emergency Slide Valve Bushing Gage	0732
56430	Slide Valve Thickness Gage, Service, Emergency	0733
119073	In-shot Piston Stem Guide Gage	0734
42044	Graduating Valve Gage	0735
42000	Single End Pin Gage	0736
42004	Ring Gage For Outside Diameters of Service & Emergency Piston Stems	0737
58090	Plug Gage for Depth of Seat in Emergency Slide Valve Bushing	0750
58089	Flat Gage for Thickness of Emergency Slide Valve	0751

**SECTION "G", MSRP  
WHEELS AND AXELS**

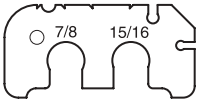
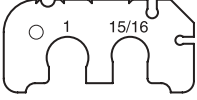
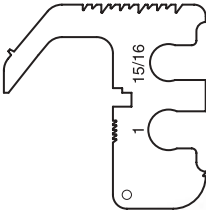
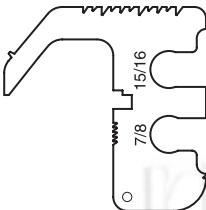
<u>AAR Gage#</u>	<u>Description</u>	<u>PG&amp;T#</u>
S-661	Maximum Flange Thickness, Height and Throat Radii Gage for AAR-1B Narrow Flange Steel Wheel	0196
S-662	Minimum Flange Thickness, Height and Throat Radii Gage for AAR-1B Narrow Flange Steel Wheel	0195
S-663	Limit Wear Gage, Maximum Flange Thickness, Height and Throat Radii Gage for AAR-1B Narrow Flange Steel Wheel	0206

<u>AAR Gage#</u>	<u>Description</u>	<u>PG&amp;T#</u>
S-664	Limit Wear Gage, Minimum Flange Thickness, Height and Throat Radii Gage for AAR-1B Narrow Flange Steel Wheel	0205
S-665	Maximum Flange Thickness, Height and Throat Radii Gage for AAR-1B Wide Flange Steel Wheel	0194
S-666	Limit Wear Gage, Maximum Flange Thickness, Height and Throat Radii Gage for AAR-1B Wide Flange Steel Wheels	0208
S-667	Minimum Flange Thickness, Height and Throat Radii Gage for AAR-1B Wide Flange Steel Wheel	0193
S-668	Limit Wear Gage, Minimum Flange Thickness, Height and Throat Radii Gage for AAR-1B Wide Flange Steel Wheels	0207
S-612-72	Circumference Measure (Tape) for 27-38 inch Steel Wheels	0326
S-613-74	Circumference Measure (Tape) for 38-52 inch Steel Wheels	0370
Special	Circumference Measure (Tape) (Special Amtrak)	0778
Special	Circumference Measure (Tape) for 22-38 inch Steel Wheels	0716
RP-629-80	Gage for Measuring Condemnable Overheated Wheels	0096




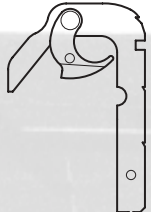
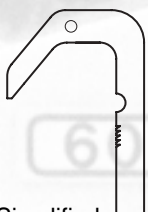

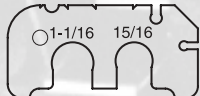
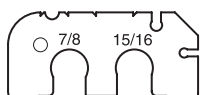
S-614-76 (34401)	Wheel Defect, Worn Journal Collar, and Journal Fillet Gage (1-1/16 & 15/16)	0118
---------------------	--	------

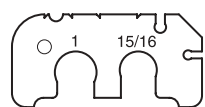
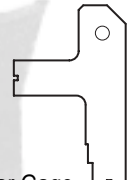




<u>AAR Gage#</u>	<u>Description</u>	<u>PG&amp;T#</u>	<u>AAR Gage#</u>	<u>Description</u>	<u>PG&amp;T#</u>
S-615-76 (34401-A)	 Wheel Defect, Worn Journal Collar, and Journal Fillet Gage (7/8 & 15/16)	0119	S-618-77	Steel Wheel Gage, Narrow Flange	0231
OLD (34401-Z)	 Wheel Defect, Worn Journal Collar, and Journal Fillet Gage (1 & 15/16)	0261	RP-614-57	Master, Steel Wheel Gages	0036
S-627-98	 Combined Wheel Gage	1074	RP-615-77	Simplified Wheel Gage	0700
S-628-98	 Combined Wheel Gage	1068		Cap Screw Hole Location Gage (Pin Type) 5-1/2 x 10 (freight) Class D	0125
S-616-64	Limit Wear Gage for Condemning Wheel Defect, Worn Journal Collar, and Journal Fillet Gage	0436		Cap Screw Hole Location Gage (Pin Type) 6 x 11 (freight) Class E	0123
RP-613-57	Master Gage, AAR's Standard Wheel Defect, Worn Journal Collar and Journal Fillet Gage	0412		Cap Screw Hole Location Gage (Pin Type) 6-1/2 x 12 (freight) Class F	0126
				Cap Screw Hole Location Gage (Pin Type) 7 x 12 (freight) Class G	0122
				Cap Screw Hole Location Gage (Pin Type) 6-1/2 x 9 (freight) Class K	1099
				Cap Screw Hole Location Gage (Pin Type) 5-1/2 x 10 Amtrak Class D	0168
				Cap Screw Hole Location Gage (Pin Type) 6 x 11 Amtrak Class E	0169
				Cap Screw Hole Location Gage (Pin Type) 6-1/2 x 12 Amtrak Class F	0170
S-617-80	Steel Wheel Gage, Narrow & Wide Flange	0467	RP-625	Axle Centering and Lathe Center Gage	0069
			RP-626	Journal Length Gage	0120
				Master for Journal Length Gage RP-625-65	0001





**SECTION "G-II", MSRP  
JOURNAL BEARINGS & LUBRICATION**

AAR Gage#	Description	PG&T#
	 Axle Fillet Gage (1.500" Rad.)	0071
S-617-80	 Steel Wheel Gage, Narrow & Wide Flange	0467
RP-615-77 (Fig. 5.3)	 Simplified Wheel Gage	0700
(Fig. 5.4)	 Back-to-Back Mounting Gage For All Steel Wheels	0003
(Fig. 5.5)	Gage for Locating First Wheel (freight)	0314
	Gage to Locate First Wheel (amtrak)	0506
(Fig. 5.5)	Axle Centering Gage Gage for Centering Wheels on Axles (with brake discs, Amtrak)	0477 0743
34401 (Fig. 5.6)	 Wheel Defect, Worn Journal Collar, and Journal Fillet Gage ( 1-1/16 & 15/16)	0118
34401-A (Fig. 5.7)	 Wheel Defect, Worn Journal Collar, and Journal Fillet Gage (7/8 & 15/16)	0119

AAR Gage#	Description	PG&T#
34401-Z	 Wheel Defect, Worn Journal Collar, and Journal Fillet Gage (1 & 15/16)	0261
	Cap Screw Hole Location Gage (Pin Type) 5-1/2 x 10 (freight) Class D	0125
	Cap Screw Hole Location Gage (Pin Type) 6 x 11 (freight) Class E	0123
	Cap Screw Hole Location Gage (Pin Type) 6-1/2 x 12 (freight) Class F	0126
	Cap Screw Hole Location Gage (Pin Type) 7 x 12 (freight) Class G	0122
	Cap Screw Hole Location Gage (Pin Type) 6-1/2 x 9 (freight) Class K	1099
	Cap Screw Hole Location Gage (Pin Type) 5-1/2 x 10 (Amtrak) Class D	0168
	Cap Screw Hole Location Gage (Pin Type) 6 x 11 (Amtrak) Class E	0169
	Cap Screw Hole Location Gage (Pin Type) 6-1/2 x 12 (Amtrak) Class F	0170
	 Limit Wear Gage for Standard Wheel Gage, Simplified Wheel Gage, and Wheel Defect Gage (all types) PG&T Design	0082
	Journal Length Gage Plain Bearing Journals	0256
	Roller Bearing Seat Location & Journal Fillet Gage 5-1/2 x 10 Freight, Class D	0078
	Roller Bearing Seat Location & Journal Fillet Gage, 6 x 11 Freight, Class E	0077


<u>AAR Gage#</u>	<u>Description</u>	<u>PG&amp;T#</u>
	Roller Bearing Seat Location & Journal Fillet Gage, 6 x 11 Freight, Class E	0077
	Roller Bearing Seat Location & Journal Fillet Gage, 6-1/2 x 12 Freight, Class F	0076
	Roller Bearing Seat Location & Journal Fillet Gage, 7 x 12 Freight, Class G	0075
	Roller Bearing Seat Location & Journal Fillet Gage, 6-1/2 x 9 Freight, Class K	0938
	Roller Bearing Seat Location & Journal Fillet Gage, 5-1/2 x 10 Amtrak, Class D	0185
	Roller Bearing Seat Location & Journal Fillet Gage, 6 x 11 Amtrak, Class E	0470
	Roller Bearing Seat Location & Journal Fillet Gage, 6-1/2 x 12 Amtrak, Class F	0469
	Circumference Measure (Tape) (22-38 inch) Steel Wheels	0716
S-612-72	Circumference Measure (Tape) (27-38 inch) Steel Wheels	0326
S-613-74	Circumference Measure (Tape) (38-52 inch) Steel Wheels	0370
Special	Circumference Measure (Tape) (27-42 inch) Steel Wheels	0778
(Fig. 5.19)	 Nominal Tread & Flange Contour Gage for Machined Wide Flange AAR1B Wheels	0211
(Fig. 5.19)	Nominal Tread & Flange Contour Gage for Machined Narrow Flange AAR1B Wheels	0212
(Fig. 5.21)	 "U" Dimension Gage for Freight Car Roller Bearing Axels 5-1/2 x 10	0081

<u>AAR Gage#</u>	<u>Description</u>	<u>PG&amp;T#</u>
(Fig. 5.21)	"U" Dimension Gage for Freight Car Roller Bearing Axels 6 x 11 & 6-1/2 x 12	0080
(Fig. 5.21)	"U" Dimension Gage for Freight Car Roller Bearing Axels 7 x 12	0478
(Fig. 5.21)	"U" Dimensional Gage or Freight Car Roller Bearing Axels 6-1/2 x 9	0937
(Fig. 5.21)	"U" Dimension Gage 5 1/2 x 10 & 6 x 11 Amtrak	0189
(Fig. 5.21)	"U" Dimension Gage 6-1/2 x 12 Amtrak	0425
	Wheel Seat Location Gage Roller Bearing Class D, 5-1/2 x 10 & Class E, 6 x 11	0499
	Wheel Seat Location Gage Roller Bearing Class F, 6-1/2 x 12	0444
(Fig. 5.23)	Axle Centering & Lathe Center Gage	0069
	Journal Rub Block	0043
	Gage for Checking Collar Height, Radius, Thickness, and 3° Slope	0070
(Fig. 5.26)	 Gage for Checking New, Reconditioned, or Converted Roller Bearing Axle Journal Lengths	0440
(Fig. 5.27)	 Wheel Back-to-Back Service Limit Gage	0318

**SECTION "H", MSRP  
JOURNAL BEARINGS & LUBRICATION**

<u>AAR Gage#</u>	<u>Description</u>	<u>PG&amp;T#</u>
AM-45091	Body Width Gage All sizes	
AM-45084	Over-all Width Gage All sizes	
AM-45116	Top Thrust Lug Spacing Gage All sizes	

<u>AAR Gage#</u>	<u>Description</u>	<u>PG&amp;T#</u>	<u>AAR Gage#</u>	<u>Description</u>	<u>PG&amp;T#</u>
AM-45085	Outer Thrust Lug Spacing Gage All sizes		S-711	Gage for Checking Journal Bearing Lug Location	0445
AM-45086	Outer Thrust Lug Height Gage "F" 6-1/2 x 12	0719	S-711	Journal Bearing Gage	0378
AM-45102	Pedestal Fit Gage All sizes		RP-702-69	Bore Centering Gage "F" 6-1/2 x 12	0546
AM-45110	Combined Crown Radius Gage 7 x 12 Only	0461	RP-702-69	Bore Centering Gage "D" 5-1/2 x 10	0512
AM-45109	Centrality Gage All sizes		RP-702-69	Bore Centering Gage "C" 5 x 9	0554
AM-45114	Centrality Gage 7 x 12 only	0464	RP-702-69	Bore Centering Gage "E" 6 x 11	0544
AM-45117	Equal Thickness Gage All sizes	0530	RP-703-57	Combination Go Gage 5 x 9, 5-1/2 x 10	0547
AM-45115	Equal Thickness Gage All except 7 x 12	0466	RP-704-69	Combination Go Gage 6 x 11, 6-1/2 x 12	0516
AM-45096	Thrust Shoulder Thickness Gage All sizes		RP-705-69-1	Combination Go Gage 5 x 9	0517
AM-45092	Bore Diameter-Chordal Gage All sizes		RP-705-69-4	Combination Go Gage 6-1/2 x 12	0415
AM-45098	Ring Master for Chordal Gage All sizes		RP-705-69-2	Combination Go Gage 5-1/2 x 10	0455
AM-45094	Concentricity and Taper Gage All sizes		RP-705-69-3	Combination Go Gage 6 x 11	0414
AM-45095	Thrust Shoulder Depth Gage All sizes		S-715-82-A	Steeple Back Journal Wedge Gage, Class A 3-3/4 X 7	0416
AM-45097	Thrust Shoulder Spacing and Relief Gage All sizes		S-715-82-B	Steeple Back Journal Wedge Gage, Class B 4-1/4 X 8	0553
AM-45105	Thrust Shoulder Chamfer Location Gage All sizes		S-715-82-C	Steeple Back Journal Wedge Gage, Class C 5 X 9	0542
AM-45104	Thrust Shoulder Chamfer Angle Gage	0535	S-715-82-D	Steeple Back Journal Wedge Gage, Class D 5-1/2 X 10	0417
AM-45101	Snap Ring Groove Gage with Master	0538	S-715-82-E	Steeple Back Journal Wedge Gage, Class E 6 X 11	0402
AM-45093	Heat Indicator Hole Diameter & Depth Gage	0537	S-715-82-F	Steeple Back Journal Wedge Gage, Class F 6-1/2 X 12	0406
			RP-715-83	Flat Back and Hi-Hat Bearing Wedge Condemning Gage	0552
			RP-708	Lube Fitting Gage	0067
			RP-710-49-C	Journal Box Wedge & Brass Stop Lug Gage (5 X 9)	0757
S-705	Standard Adapter Wear Gage	0074	RP-710-49-D	Journal Box Wedge & Brass Stop Lug Gage (5-1/2 X 10)	0758
S-706	Alternate Adapter Wear Gage	0073	RP-710-49-E	Journal Box Wedge & Brass Stop Lug Gage (6 X 11)	0759
RP-701	Journal Bearing Bond Strength Testing Device	0353	RP-710-49-F	Journal Box Wedge & Brass Stop Lug Gage (6-1/2 X 12)	0760

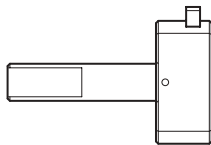


**SECTION "H-II", MSRP  
JOURNAL BEARINGS & LUBRICATION**

<u>AAR Gage#</u>	<u>Description</u>	<u>PG&amp;T#</u>
	Brinell Width and Spall Gage	0102
	Bearing Inspection Stand (Complete)	0454
	Non-fitted Backing Ring Gage 6-1/2 X 12	0107
	Non-fitted Backing Ring Gage 5-1/2 X 10	0105
	Non-fitted Backing Ring Gage 6 X 11	0106
	Center Punch	0093
	Cap Screw Elongation Gage	0046
	Cam Actuated Seal Removal Tool	0422
	Seal Case O.D. Indicator Gage	0557

**SECTION "H-III", MSRP  
JOURNAL BEARINGS & LUBRICATION**

<u>AAR Gage#</u>	<u>Description</u>	<u>PG&amp;T#</u>
	Combination Journal Box Servicing Tool	0458
	Packing Hook (Journal Box Tools)	0457
	Packing Iron (Journal Box Tools)	0456
	Journal Feeler Hook	0435



Rule 5 King Pin Lock-Jaw No-Go Gage Hitches, Model A-1 & ACF A-2 & 5 0035

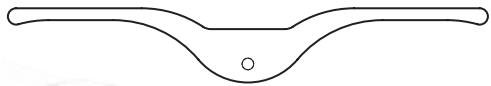
**ASF MAINTENANCE & REPAIR MANUAL  
RIDEMASTER TRUCKS**

<u>ASF Gage#</u>	<u>Description</u>	<u>PG&amp;T#</u>
1-9009	Combined Wear of Assembled Control Elements Gage, Ridemaster, 70 & 100 Ton	0810
1-9009	Combined Wear of Assembled Control Elements Gage, Slopegard Shoes 1992 (production only)	0811
1-8881	Shoe Height Gage - 70 & 100 Ton	0812
1-8881	Shoe Height Gage - Special, Slopegard Shoes 1992 (production only)	0813

<u>ASF Gage#</u>	<u>Description</u>	<u>PG&amp;T#</u>
1-9002	37-1/2° Surface Contour Gage, Ridemaster Truck Bolsters	0814
1-9003	Bolster Pocket Surface Contour Gage, Ridemaster Truck Bolsters 70 & 100 Ton	0815
1-9004	Pocket Construction Point Gage, Ridemaster Truck Bolsters, 70 Ton	0816
1-9004	Pocket Construction Point Gage, Ridemaster Truck Bolsters, 100 Ton	0817
1-8999	Column Gib Gage, Ridemaster Truck Bolsters, 70 & 100 Ton	0818
1-8997	Column Outer Land Surface Gage, Ridemaster Truck Bolsters, 70 Ton	0819
1-8997	Column Outer Land Surface Gage, Ridemaster Truck Bolsters, 100 Ton	0820
1-8998	Column Inner Land Surface Gage, Ridemaster Truck Bolsters, 70 Ton	0821
1-8998	Column Inner Land Surface Gage, Ridemaster Truck Bolsters, 100 Ton	0822
1-9010	Bolster Column Gage, Ridemaster Truck Bolsters, 70 Ton	0823
1-9010	Bolster Column Gage, Ridemaster Truck Bolsters, 100 Ton	0824
1-9007	Outer Gib Contour Gage, Ridemaster Truck Bolsters, 70 Ton	0825
1-9007	Outer Gib Contour Gage, Ridemaster Truck Bolsters, 100 Ton	0826
1-9011	Column Gage, Ridemaster Truck Bolsters, 70 & 100 Ton	0827
1-8995	Column Go Gage, Ridemaster Side Frame, 70 Ton	0828
1-8995	Column Go Gage, Ridemaster Side Frame, 100 Ton	0829
1-8994	Column No-Go Gage, Ridemaster Side Frame, 70 Ton	0830
1-8994	Column No-Go Gage, Ridemaster Side Frame, 100 Ton	0831



**ASF MAINTENANCE & REPAIR MANUAL  
SUPER SERVICE RIDE CONTROL &  
RIDE CONTROL TRUCK**

<b>ASF Gage#</b>	<b>Description</b>	<b>PG&amp;T#</b>
2-8510-1	Gage for Checking Combined Wear of Assembled Control Elements 70 & 100 Ton Ride Control Truck, 125 Ton Ride Control Truck Grade C	0178
		
2-8510-2	Gage for Checking Combined Wear of Assembled Control Elements Super Service Ride Control Truck	0247
2-8510-3	Gage for Checking Combined Wear of Assembled Control Elements 70 Ton Low Level Ride Control Truck, 5'3" Wheelbase	0565
2-8510-4	Gage for Checking Combined Wear of Assembled Control Elements 70 Ton Low Level Ride Control Truck, 5'1" Wheelbase	0569
1-8737-1	Shoe Height Gage 70 & 100 Ton Ride Control Truck (all travels)	0572
1-8737-2	Shoe Height Gage 125 Ton Ride Control Truck (Grade C only)	1001
1-8737-3	Shoe Height Gage 70 Ton Low Level Ride Control Truck 5'3" Wheelbase	1002
1-8737-4	Shoe Height Gage 70 Ton Low Level Ride Control Truck 5'1" Wheelbase	1003
1-8737-5	Shoe Height Gage 100 Ton Super Service Ride Control Truck (all travels)	1004
1-7927-1	37-1/2° Angle Surface Contour Gage For Truck Bolsters 70 & 100 Ton All Designs 125 Ton-Grade C only	0468
1-7927-2	37-1/2° Angle Surface Contour Gage for Truck Bolsters, 70 Ton-D7 Coils only	0575

<b>ASF Gage#</b>	<b>Description</b>	<b>PG&amp;T#</b>
1-7927-3	37-1/2° Angle Surface Contour Gage for Truck Bolsters, 70 Ton Low Level, 5'3" Wheelbase	0619
1-7927-4	37-1/2° Angle Surface Contour Gage for Truck Bolsters, 70 Ton Low Level, 5'1" Wheelbase	0400
1-8062-1	Winged Clearance Gage, Super Service Ride Control Truck Bolster, 100 Ton	0578
1-8062-2	Winged Clearance Gage, Ride Control Truck Bolster 70 & 100 Ton & 125 Ton Grade C	0579
1-8062-3	Winged Clearance Gage, Ride Control Truck Bolster 70 Ton Low Level 5'1" Wheelbase	0580
1-8982-1	Bolster Gib Restoration Ride Control, 70 Ton Low Level, 5'1" Wheelbase, Prior to 9-1-93	0453
1-8982-2	Bolster Gib Restoration 70 Ton Low Level Ride Control, 5'1" Wheelbase (after 9-1-93)	0448
1-8982-3	Bolster Gib Restoration Ride Control 70 & 100 Ton - All Designs, 125 Ton Grade C Only, Per AAR S-318, 70 Ton Low Level, 5'3" Wheelbase (prior to 1-1-87)	0514
1-8982-4	Bolster Gib Restoration Ride Control 70 & 100 Ton, All Designs; 125 Ton Grade C Only, Per AAR S-318, 70 Ton Low Level, 5'3" Wheelbase (after 1-1-87)	0515
1-8982-5	Bolster Gib Restoration Ride Control 125 Ton Grade C Only with Wide Land Rotation Stop Lugs, per AAR S-319, (prior to 1-1-87)	0571
1-8982-6	Bolster Gib Restoration Ride Control 125 Ton Grade C Only with Wide Land Rotation Stop Lugs per AAR S-319, Wide Land, (after 1-1-87)	0581
1-8982-7	Bolster Gib Restoration Super Service Ride Control, (prior to 1-1-83)	0576

<u>ASF Gage#</u>	<u>Description</u>	<u>PG&amp;T#</u>	<u>ASF Gage#</u>	<u>Description</u>	<u>PG&amp;T#</u>
1-8982-8	Bolster Gib Restoration Super Service Ride Control, (after 1-1-83)	0577	1-9031-2	Pocket Construction Point Gage for Ride Control Low Level 5'1" Wheelbase Truck Bolster Pockets 70 Ton With Wear Plates	0630
1-8985-1	Pocket Construction Point Gage For Bolster with As-Cast Slope Surfaces, 70 Ton--(All Designs) 70 Ton Low Level, 5'3" Wheelbase	0632	1-8986-1	Inner Column Rotation Stop Gib Gage, 70 Ton Low Level 5'1" Wheelbase	0584
1-8985-2	Pocket Construction Point Gage For Bolsters with As-Cast Slope Surfaces 100 Ton 7 & 8 Coils, 125 Ton Grade C Only, With Standard Rotation Stop Lugs, Per AAR S-318	0561	1-8986-2	Inner Column Rotation Stop Gib Gage Ride Control, 70 Ton (all designs) 70 Ton Low Level 5'3" Wheelbase	1108
1-8985-3	Pocket Construction Point Gage for Bolsters with As-Cast Slope Surfaces 100 Ton--9 Coils 125 Ton Grade C Only with Wide Land Rotation Stop Lugs, Per AAR S-319	0582	1-8986-3	Inner Column Rotation Stop Gib Gage Ride Control, 100 Ton 7 & 8 Coil; 125 Ton Grade C Only with Standard Rotation Stop Lugs, Per AAR S-318	0628
1-8985-4	Pocket Construction Point Gage For Bolsters With As-Cast Slope Surfaces, Super Service Ride Control	0625	1-8986-4	Inner Column Rotation Stop Gib Gage Ride Control, 100 Ton 9 Coil	0573
1-9025-1	Pocket Construction Point Gage For Bolsters with Slope Surface Wear Plates 70 Ton--All Designs; 70 Ton Low Level, 5'3" Wheelbase	0583	1-8986-5	Inner Column Rotation Stop Gib Gage Super Service Ride Control	0570
1-9025-2	Pocket Construction Point Gage for Bolster with Slope Surface Wear Plates 100 Ton-7&8 Coils 125 Ton--Grade C Only With Rotation Stop Lugs Per AAR S-318	0626	1-8987	Column Land Surface Gage for ASF Wide Land Ride Control Bolster 125 Ton Capacity Grade C Ride Control	0585
1-9025-3	Pocket Construction Point Gage For Bolsters with Slope Surface Wear Plates, 100 Ton 9 Coils 125 Ton--Grade C Only With Wide Land Rotation Stop Lugs Per AAR S-319	0627	1-8983-1	Bolster Column Gage Ride Control 70 Ton Low Level 5'1" Wheelbase, (prior to 9-1-93)	0586
1-9025-4	Pocket Construction Point Gage For Bolsters With Slope Surface Wear Plates Superior Service Ride Control	0574	1-8983-2	Bolster Column Gage Ride Control 70 Ton Low Level 5'1" Wheelbase, (after 9-1-93)	0587
1-9031-1	Pocket Construction Point Gage for Ride Control Low Level 5'1" Wheelbase Truck Bolster Pockets 70 Ton As Cast	0568	1-8983-3	Bolster Column Gage Ride Control 70 Ton (all designs) 70 Ton Low Level 5'3" Wheelbase, prior to 1-1-87	0588
			1-8983-4	Bolster Column Gage Ride Control 70 Ton (all designs) 70 Ton Low Level 5'3" Wheelbase (after 1-1-87)	0589
			1-8983-5	Bolster Column Gage Ride Control 100 Ton 7 & 8 Coil; 125 Ton Grade C Only with Standard Rotation Stop Lugs, Per AAR S-318 (prior to 1-1-87)	0631

<b>ASF Gage#</b>	<b>Description</b>	<b>PG&amp;T#</b>	<b>ASF Gage#</b>	<b>Description</b>	<b>PG&amp;T#</b>
1-8983-6	Bolster Column Gage Ride Control 100 Ton 7 & 8 Coil; 125 Ton Grade C Only with Standard Rotation Stop Lugs, Per AAR S-318, (after 1-1-87)	0590	1-8989-3	Side Frame Column Gage ASF Ride Control 125 Ton Grade C Only with Rotation Stop Lugs, Per AAR S-318	0610
1-8983-7	Bolster Column Gage Ride Control 100 Ton 9 Coil, (prior to 1-1-87)	0591	1-8989-4	Side Frame Column Gage ASF Ride Control 125 Ton Grade C Only with Wide Land Rotation Stop Lugs, Per AAR S-319	0611
1-8983-8	Bolster Column Gage Ride Control 100 Ton 9 Coil, (after 1-1-87)	0592	1-8989-5	Side Frame Column Gage ASF Super Service Ride Control	0612
1-8983-9	Bolster Column Gage Ride Control 125 Ton Grade C Only with Wide Land Rotation Stops, Per AAR S-319, (prior to 1-1-87)	0593	1-8990-1	Side Frame Column Go Gage ASF Ride Control 70 Ton Low Level 5'1" Wheelbase	0567
1-8983-10	Bolster Column Gage Ride Control 125 Ton Grade C Only with Wide Land Rotation Stops, Per AAR S-319, (after 1-1-87)	0594	1-8990-2	Side Frame Column Go Gage ASF Ride Control 70 Ton (all designs) 70 Ton Low Level 5'3" Wheelbase	0596
1-8983-11	Bolster Column Gage Ride Control-Super Service Ride Control	0595	1-8990-3	Side Frame Column Go Gage ASF Ride Control 100 Ton 7 & 8 Coil	0606
1-8988-1	Bolster Outer Gib Contour Gage Ride Control 70 Ton Low Level, 5'1" Wheelbase	0601	1-8990-4	Side Frame Column Go Gage ASF Ride Control 100 Ton 9 Coil	0598
1-8988-2	Bolster Outer Gib Contour Gage Ride Control 70 Ton (all designs) 70 Ton Low Level 5'3" Wheelbase	0602	1-8990-5	Side Frame Column Go Gage ASF Ride Control 125 Ton Grade C, with Standard Rotation Stop Lugs, Per AAR S-318	0597
1-8988-3	Bolster Outer Gib Contour Gage, Ride Control 100 Ton 7 & 8 Coils 125 Ton Grade C Only with Standard Rotation Stop Lugs, Per AAR S-318	0603	1-8990-6	Side Frame Column Go Gage ASF Ride Control 125 Ton Grade C, With Wide Land Rotation Stops, Per AAR S-319	0599
1-8988-4	Bolster Outer Gib Contour Gage Ride Control 100 Ton 9 Coils	0604	1-8990-7	Side Frame Column Go Gage ASF Super Service Ride Control	0600
1-8988-5	Bolster Outer Gib Contour Gage 125 Ton Grade C Only With Wide Land Rotation Stop Per AAR S-319	0605	1-8991-1	Side Frame Column No-Go Gage 70 Ton Low Level 5'1" Wheelbase	0613
1-8988-6	Bolster Outer Gib Contour Gage Super Service Ride Control	0607	1-8991-2	Side Frame Column No-Go Gage Ride Control 70 Ton (all designs) 70 Ton Low Level 5'3" Wheelbase	0614
1-8989-1	Side Frame Column Gage ASF Ride Control 70 Ton Low Level 5'1" Wheelbase	0608	1-8991-3	Side Frame Column No-Go Gage Ride Control 100 Ton 7 & 8 Coil	0615
1-8989-2	Side Frame Column Gage ASF Ride Control 70 & 100 Ton, All Designs; 70 Ton, Low Level 5'3" Wheelbase	0609	1-8991-4	Side Frame Column No-Go Gage Ride Control 100 Ton 9 Coil	0616

<u>ASF Gage#</u>	<u>Description</u>	<u>PG&amp;T#</u>
1-8991-5	Side Frame Column No-Go Gage Ride Control 125 Ton Grade C with Standard Rotation Stop Lugs, Per AAR S-318	0629
1-8991-6	Side Frame Column No-Go Gage Ride Control 125 Ton Wide Land Rotation Stops, Per AAR S-319	0617
1-8991-7	Side Frame Column No-Go Gage Super Service Ride Control	0618
1-8992-1	Side Frame Rotation Stop Lug Go Gage 70 Ton Low Level 5'1" Wheelbase	0620
1-8992-2	Side Frame Rotation Stop Lug Go Gage 70 Ton (all designs) 70 Ton Low Level 5'3" Wheelbase	0621
1-8992-3	Side Frame Rotation Stop Lug Go Gage 100 Ton 7 & 8 Coil, 125 Ton Grade C Only With Standard Rotation Stop Lugs, Per AAR S-318	0622
1-8992-4	Side Frame Rotation Stop Lug Go Gage Ride Control 100 Ton 9 Coil	0623
1-8992-5	Side Frame Rotation Stop Lug Go Gage, Super Service Ride Control	0624

#### ASF ARTICULATED CONNECTION

<u>ASF Gage#</u>	<u>Description</u>	<u>PG&amp;T#</u>
016767	Pin Bearing Block Condemning Gage	0787

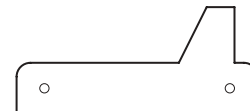
#### ASF ROTARY DUMP COUPLER SYSTEM

<u>ASF Gage#</u>	<u>Description</u>	<u>PG&amp;T#</u>
015487-1&2	Height Wear Limit Gage Butt End	0638
015495-1&2	Coupler Butt End Top Surface Reclamation Gage	0637
015489	Butt End Spherical Surface Gage (FR301E)	0755
015718	Butt End Spherical Surface Gage (FR3034E)	0756
015500	Yoke Spherical Surface Gage	0757
015501	Yoke Head-Top Inner Surface Worn Limit Gage	0636
015502	Yoke Head-Top Inner Surface Reclamation Gage	0635

<u>ASF Gage#</u>	<u>Description</u>	<u>PG&amp;T#</u>
015504	Front Follower, Bearing Surface Condemning Limit Gage	0634
015505	Front Follower Back Face Condemning Limit Gage	0633
015876	Yoke Conversion Gage	0760
015896	Retainer Key Conversion Gage	0761
016176-2	Coupler Butt End Special Surface Inspection & Condemning Limit Gage	
016188	Yoke Head-Spherical Surface Wear & Condemning Limit Gage	0641

#### BARBER MAINTENANCE MANUAL

<u>Gage#</u>	<u>Description</u>	<u>PG&amp;T#</u>
SK-1432	Side Frame Column Restoration Gage, Barber S-2-HD	0360
SK-1482A	Bolster Pocket Side Wall S-2-HD No-Go Gage, Lower	0792
SK-1482A	Bolster Pocket Side Wall S-2-HD No-Go Gage, Upper	0793
SK-1483A	Bolster Pocket Side Wall S-2-HD Restoration Gage, Lower	0795
SK-1483A	Bolster Pocket Side Wall S-2-HD Restoration Gage, Upper	0794
SK-1503-1, 2 & 3	Side Frame Column Restoration Gages, 50 Ton Regular, 70 Ton Low Conveyance, & 50 Ton Wide Land	0789
SK-1503-4, 5 & 6	Side Frame Column Restoration Gage, 70 & 100 Ton Regular & Wide Land 100 Ton Combination	0420
SK-1503-7	Side Frame Column Restoration Gage, S-2-D, S-2-HD 9 Coil	0345
SK-1504-1	Bolster Gib Restoration Gage, 40 & 50 Ton Regular Barber	0380
SK-1504-2A	Bolster Gib Restoration Gage, 70 & 100 Ton Regular Barber	0235
SK-1504-3A	Bolster Gib Restoration Gage, 125 Ton Regular Barber	0381



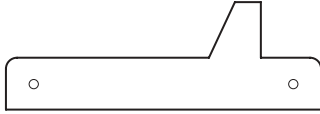


<b>Gage#</b>	<b>Description</b>	<b>PG&amp;T#</b>	<b>Gage#</b>	<b>Description</b>	<b>PG&amp;T#</b>
SK-1504-4A	Bolster Gib Restoration Gage, Low Conveyance W/D-4 Springs	0382	SK-1546-5	Stabilizer Wear Gage, 7 X 12, D-3, or D-4	0335
SK-1504-5A	Bolster Gib Restoration Gage, Low Conveyance W/D-5 Springs	0383	SK-1546-6	Stabilizer Wear Gage, 7 X 12, D-5	0336
SK-1504-6A	Bolster Gib Restoration Gage, 100 Ton Combination	0223	SK-1560-1	Side Frame Column Restoration Gage, 125 Ton, S-2-A, S-2-B, S-2-C	0683
SK-1504-7A	Bolster Gib Restoration Gage, 100 Ton Low Profile Combination	0384	SK-1560-2	Side Frame Column Restoration Gage, 125 Ton, S-2-HD	0791
SK-1504-8	Bolster Gib Restoration Gage, 40 Ton Wide Land	0385	SK-1594	Friction Wedge Condemning Gage, 35° Angle	0307
SK-1504-9	Bolster Gib Restoration Gage, 50 Ton Wide Land	0386	SK-1595	Friction Wedge Condemning Gage For S-2-HD 32° Angle	0662
SK-1504-10A	Bolster Gib Restoration Gage, 70 & 100 Ton Wide Land	0387	SK-1655	C-Pep Shimming Gage	0809
SK-1504-11	Bolster Gib Restoration Gage, 100 Ton S-2-HD	0388	SK-1689-1	Dual Bolster Pocket Restoration Gage, 5 X 9, S-2-A	1077
SK-1504-12	Bolster Gib Restoration Gage, 125 Ton S-2-HD	0785	SK-1689-2	Dual Bolster Pocket Restoration Gage, 5-1/2 X 10, S-2-A	0797
SK-1504-13	Bolster Gib Restoration Gage, 100 Ton S-2-D	0786	SK-1689-3	Dual Bolster Pocket Restoration Gage, 6 X 11, 6-1/2 X 12, S-2-A	0798
SK-1504-2B	Bolster Gib Restoration Gage, 70 & 100 Ton Regular Barber	0942	SK-1689-4	Dual Bolster Pocket Restoration Gage, 7 X 12, S-2-A, S-2-C	0799
SK-1504-3B	Bolster Gib Restoration Gage, 125 Ton Regular Barber	0943	SK-1689-5	Dual Bolster Pocket Restoration Gage, 5 X 9, 5-1/2 x10, S-2-C	0800
SK-1504-4B	Bolster Gib Restoration Gage, Low Conveyance W/D-4 Springs	0944	SK-1689-6	Dual Bolster Pocket Restoration Gage, 6 X 11, 6-1/2 X 12, S-2-C	0801
SK-1504-5B	Bolster Gib Restoration Gage, Low Conveyance W/D-5 Springs	0945	SK-1689-7	Dual Bolster Pocket Restoration Gage, 6 X 11, 6-1/2 X 12, S-2-HD	0802
SK-1504-6B	Bolster Gib Restoration Gage, 100 Ton Combination	0946	SK-1689-8	Dual Bolster Pocket Restoration Gage, 6-1/2 X 12, S-2-D,	0803
SK-1504-7B	Bolster Gib Restoration Gage, 100 Ton Low Profile Combination	0947	SK-1689-9	Dual Bolster Pocket Restoration Gage, 7 X 12, S-2-HD	0804
SK-1504-10B	Bolster Gib Restoration Gage 70 & 100 Ton Wide Land	0950	SK-1689-10	Dual Bolster Pocket Restoration Gage, 6 X 11, S-2-B	0805
			SK-1689-11	Dual Bolster Pocket Restoration Gage, 6-1/2 x 12, S-2-HD-9C	1095
SK-1546-1	Stabilizer Wear Gage, 6 X 11 & 6-1/2 X 12, D-3, D-4, D-5 or D-7	0037	SK-1781	Barber Restoration Gage for S-2-HD Bolster Pocket Sidewall Lower Restoration	1100
SK-1546-2	Stabilizer Wear Gage, 6-1/2 X 12, D-4, or D-5	0224	SK-1781	Barber Restoration Gage for S-2-HD Bolster Pocket Sidewall Upper Restoration	1101
SK-1546-3	Stabilizer Wear Gage, 6 X 11, D-4	0225			
SK-1546-4	Stabilizer Wear Gage, 7 X 12, D-5	0268			

<u>Gage#</u>	<u>Description</u>	<u>PG&amp;T#</u>
SK-1902	Barber Restoration Gage for S-2-HD Bolster Pocket Sidewalls for Lifeguard, Twinguard & Split Wedge Applications Lower Restoration	1105
SK-1902	Barber Restoration Gage for S-2-HD Bolster Pocket Sidewalls for Lifeguard, Twinguard & Split Wedge Applications Upper Restoration	1106
SK-2142-1	Barber Restoration Gage or Pocket Sidewall S-2-A, S-2-B, S-2-C	1102
SK-2142-2	Barber Restoration Gage for Pocket Sidewall S-2-D	1103
SK-2142-3	Barber Restoration Gage for Pocket Sidewall S-2-HD	1104

**TRAILER TRAIN (TTX) GAGES**

<u>TTX Gage#</u>	<u>Description</u>	<u>PG&amp;T#</u>
TTX	Pedestal Roof Square Gage	0924
	Draco Pedestal	0921
TTX-1427	Hitch Lock Screw Nut No-Go Gage ACF Models A-1, 2 & 5	0222
TTX-1428	Elevating & Lock Screw Gage, ACF Models A-1,2&5	0199
TTX-1431	Hitch Jaw Opening, No-Go Gage Assembly	0691
TTX-1437	King Pin Opening, No-Go Gage	0197
TTX-1438	Hitch Yoke Pin Hole Gage	0201
TTX-1439	Hook, No-Go Gage	0504
TTX-1440	King Pin Opening, No-Go Gage	0664
TTX-1541	Hitch Elevating Screw Nut No-Go Gage, ACF Models 2 & 5	0695
TTX-1543-1	Bolster Pocket Gage, 70 & 100 Ton S-2-B	0647
TTX-1543-2	Bolster Pocket Gage, 70 Ton S-2-A	0709
TTX-1543-3	Bolster Pocket Gage, 70 Ton S-2-B	0657
TTX-1547	Welding Fixture	0672
TTX-1554	Bolster Center Plate Bowl, No-Go Gage (TTX-1554)	0280
TTX-1555	Gage 1/2 Wear, Barber Truck Bolster Friction Shoe Castings	0434
TTX-1556-1	Barber Truck Bolster Gib Gage, 70 Ton STD Level	0483

<u>TTX Gage#</u>	<u>Description</u>	<u>PG&amp;T#</u>
		
TTX-1556-2	Barber Truck Bolster Gib Gage, 70 Ton Low Level D-4	0226
TTX-1556-3	Barber Truck Bolster Gib Gage, 100 Ton	0290
TTX 1556-4	Barber Truck Bolster Gib Gage, 70 Ton Low Level D-5, 70 Ton Wide Land	0220
TTX 1556-5	Barber Truck Bolster Gib Gage, 125 Ton S-2-HD	0250
TTX 1556-6	Barber Truck Bolster Gib Gage, 100 Ton HD	0939
TTX-1570	Winged Clearance Gage, ASF Ride Control Truck Bolster, 70 Ton Low Level D4	0346
TTX-1571	Winged Clearance Gage, ASF Ride Control Truck Bolster, 70 Ton Low Level D5	0186
TTX -1572	Winged Clearance Gage, ASF Ride Control Truck Bolster, 70 & 100 Ton	0187
TTX-1584	37-1/2° Angle Surface Contour Gage, ASF Ride Control 55 Ton Low Level	0312
TTX-1585	37-1/2° Angle Surface Contour Gage, ASF Ride Control Truck 70 & 100 Ton STD Level	0147
TTX-1586	37-1/2° Angle Surface Contour Gage, 70 Ton Low Level	0183
TTX-1591	Horizontal & Dead Lever Fulcrum Brackets No-Go Gage, 70 Ton STD Low Level	0148
TTX-1593	Truck Bolster Center Plate No-Go Gage, 55 Ton, Low Level ASF 12 In. Dia. Bowl	0704
TTX-1598	Horizontal & Dead Lever No-Go Gage, 55 Ton Low Level	0227
TTX-1649	Inner Column Rotation Stop Gib Gage, 55 Ton, Low Level	0262
TTX-1650	Inner Column Rotation Stop Gib Gage, ASF Ride Control Truck Bolster, 70 Ton	0180
TTX-1651	Truck Bolster Inner Column Rotation Stop Gib Gage, ASF Ride Control 70 Ton Low Level	0253

<u>TTX Gage#</u>	<u>Description</u>	<u>PG&amp;T#</u>	<u>TTX Gage#</u>	<u>Description</u>	<u>PG&amp;T#</u>
TTX-1652	Inner Column Rotation Stop Gib Gage, ASF Ride Control Bolster, 100 Ton	0182	TTX-2216-3	Hitch, Bushing Hole Inspection No-Go Gage, Model 5 Lower Vertical Strut, Lower Diagonal Strut	0698
TTX-1655	Bolster Gib Repair, 70 Ton Low Level	0707	TTX-2256	Hitch, Plunger Rod Actuator For Level Cam	0648
TTX-1656	Bolster Gib Repair, 70 & 100 Ton STD, Level Ride Control & A-3	0688	TTX-2266	Hitch, "D" Bushing-Hook Hold Down No-Go Gage	0200
TTX-1657	Bolster Gib Repair, 55 Ton Low Level	0693	TTX-2349	Hitch, Pivot Pin Inspection No-Go Gage	0659
TTX-1680	Truck Friction Wedge Pinch Bar	0564	TTX-2440	Hitch, Simulated Trailer Kingpin Assembly	0768
TTX-1686	Bolster Gib Gage, National C-1 Trucks, 70 Ton	0679	TTX-2617	Hitch, Knockdown Lever Gage	0505
TTX-1689	Bolster Friction Plate Gage, 70 & 100 Ton No-Go Gage, National C-1 Trucks	0311	TTX-2790	Hitch, Kingpin Opening No-Go Gage, Bottom	0650
TTX-1692	Truck Bolster Gig Gage, 70 Ton Buckeye Truck	0670	TTX-2858	Draft Sill Frame Gage For Locating Back Stop Casting	0669
TTX-1695	Bolster Friction Plate Gage, 70 & 100 Ton Go Gage National C-1 Trucks	0347	TTX-2861	Draft Sill Go Gage Back Stop Castings	0651
TTX-1698	Bolster Friction Plate Gage, 70 Ton No-Go Gage, Buckeye Truck	0342	TTX-2867	Draft Sill Slot Template Assembly	0652
TTX-1699	Bolster Friction Plate Gage, 70 Ton Go Gage	0333	TTX-2983	Hitch Vertical Strut Gage	0503
TTX-1725	Hitch King Pin Gage	0209	TTX-3782	Hook No-Go Gage Model A-1 Hitch	0237
TTX-1772	Hitch Diagonal Strut No-Go Gage	0487	TTX-5304	Hitch Bumper Bar Adjustment Gage, ACF Model 6	0653
TTX-1787	Center Plate No-Go Gage	0279	TTX-5929-1	Friction Shoe Pocket Wear Limit Gage (half worn) ASF Trucks 70 & 100 Ton STD Level, 70 & 55 Ton Low Level Cars	0666
TTX-1869	Standard Draft Gear Pocket Gage	0674	TTX-5929-2	Friction Shoe Pocket Wear Limit Gage (Half Worn) ASF Trucks, 70 Ton Low Level Cars 3-11/16 Spring Travel	0677
TTX-1877	Diagonal Strut Pivot Pin Hole No-Go Gage	0198	TTX-6069	DTTX Side Bearing Gage	0221
TTX-1958	Gage Box Draft Pocket	0655	TTX-6089	Coupler, Connecting Pin No-Go Gage	0236
TTX-1959	Buff & Draft Stop Gage	0563	TTX-6176-1	Friction Shoe Pocket Wear Limit Gage Assembly, Barber Trucks 70 Ton S.L. Trucks	0645
TTX-1996	Gage Box Draft Pocket	0686	TTX-6176-2	Friction Shoe Pocket Wear Limit Gage Assembly, Barber Trucks, 70 Ton L.L. Trucks, 100 Ton S.L. Trucks	0646
TTX-2012	Hitch Vertical Strut Hold Down Hook Wear Plug	0234	TTX-6319	Bolster Gib Gage, 70 & 100 Ton Std. Level, 70 Ton Low Level D-5, 70 Ton Std Level A3	0149
TTX-2037	Standard Draft Gear Pocket Gage, Low Level Cars	0694	TTX-6322	Bolster Gib Gage, 70 Ton Low Level D-4	0184
TTX-2216-1	Hitch, Bushing Hole Inspection No-Go Gage, Model A-1, 2, & 4 Hitch, & Model 4 Cushion Housing	0703			
TTX-2216-2	Hitch, Bushing Hole Inspection No-Go Gage, Model 5 Top Plate Upper Vertical Strut, Upper Diagonal Strut	0676			



<u>TTX Gage#</u>	<u>Description</u>	<u>PG&amp;T#</u>	<u>TTX Gage#</u>	<u>Description</u>	<u>PG&amp;T#</u>
TTX-6323	Bolster Gib Gage, ASF 55 Ton	0701	TTX-8593	Truck, Koni Mounting Bracket Locating Gage	0656
TTX-6326	Truck Bolster Center Plate Bowl No-Go Gage, 100 Ton Bolster 16" Diameter	0850	TTX-8594	Truck, Koni Mounting Bracket Locating Pin	
TTX-6373	Truck Bolster Pocket Gage, 70 & 100 Ton S-2-C Barber	0145	TTX-8647	NCR-1-47 Hitch, Unbushed Hole Inspection No-Go Gage	0767
TTX-6374	Truck Bolster Pocket Gage, 70 Ton S-2-B Barber	0146	TTX-8880	Weld Build Up Contour Gage	0142
TTX-6375	Truck Bolster Pocket Gage, 70 Ton S-2-A Barber	0472	TTX-9027-1	Center Plate, Go/No-Go Gage For Truck Bolsters With Center Plate Wear Liners 14" or 16"	0642
TTX-6497	Truck U.I.C. Suspension Gage	0390	TTX-9027-2	Center Plate, Go/No-Go Gage For Truck Bolsters With Center Plate Wear Liners 16"	0643
TTX-6519	Side Frame Spacing Gage, Assembly	0166	TTX-9071	Hitch Rotor Reconditioning Go/No-Go Gage	0769
TTX-6539	Truck U.I.C. Pin To Pin Gage	0331	TTX-9072	Hitch Rotor Reconditioning Go/No-Go Gage	0770
TTX-6961	Thrust Lug Assembly	0163	TTX-9761	Forward Anchor Modification	0765
TTX-7046-1	Side Frame Pedestal Thrust Lug Gage, 6 X 11, 70 Ton	0475		Template Assembly	
TTX-7046-2	Side Frame Pedestal Thrust Lug Gage, 6-1/2 X 12, 100 Ton	0476	TTX-10132	Hitch -LP Rotor Notch Inspection Gage	0852
TTX-7046-3	Side Frame Pedestal Thrust Lug Gage, 7 X 12, 125 Ton	0162	TTX-10133	Hitch Plunger Inspection Gage	0848
TTX-8005	Inner and Outer Bolster Column Land Rotation (stop) Gage	0239	TTX-10143-1	Truck-Barber-Swing Motion Bolster Slope Pockets Gage, 6 x 11 Std Low, 6-1/2 x 12 Std. (Barber)	0881
TTX-8006	Gage-Rod, Truck Side Frame Column Spacing 125 Ton	0389	TTX-10143-2	Truck-Barber-Swing Motion Bolster Slope Pockets Gage, 7 x 12 Std (Barber HD)	0882
TTX-8009	125 Ton Bolster Gib Repair Gage	0242	TTX-10143-3	Truck-Barber-Swing Motion Bolster Slope Pockets Gage, 6-1/2 x 12 Std (Barber HD)	0883
TTX-8010	A.S.F. 125 Ton Column Guide Width Gage-Wide Land	0245	TTX-10143-4	Truck-Barber-Swing Motion Bolster Slope Pockets Gage, 6 x 11 Low (Barber)	0884
TTX-8016	125 Ton Bolster Control Point Gage	0281	TTX-10143-5	Truck-Barber-Swing Motion Bolster Slope Pockets Gage, 6 x 11 Low (Swing Motion)	0981
			TTX-10143-6	Truck-Barber-Swing Motion Bolster Slope Pockets Gage, 6 x 11 6-1/2 x 12 STD (Swing Motion)	0982
TTX-8023	Column Spacing Tube Assembly	0243	TTX-10143-7	Truck-Barber-Swing Motion Bolster Slope Pockets Gage, 7 x 12 STD (Swing Motion)	0983
TTX-8058	Barber 125 Ton Truck Column Guide Width Gage-Wide Land	0244	TTX-10151-1	Truck Ride Control Bolster Slope Pocket Gage, Ride Control 6 x 11 STD Low	0885
TTX-8077	125 Ton Barber S-2-HD Std. Level Control Pt. & Sloped Pocket Gage	0240			
TTX-8154	A.S.F. 125 Ton Control Point & Sloped Pocket Gage	0241			
TTX-8521	Truck, Koni Bracket Mounting Gage	0654			



<b>TTX Gage#</b>	<b>Description</b>	<b>PG&amp;T#</b>	<b>TTX Gage#</b>	<b>Description</b>	<b>PG&amp;T#</b>
TTX-10151-2	Truck Ride Control Bolster Slope Pocket Gage, Ride Control 6-1/2 x 12 STD	0886	TTX-10198-27	Truck Bolster Gib Land & Inner Column Rotation Stop Gage, Barber HD (Outside Land) 6 x 11, 6-1/2 x 12 & 7 x 12 STD Swing Motion	0869
TTX-10151-3	Truck Ride Control Bolster Slope Pocket Gage, Ride Control 6 x 11 Low	0887	TTX-10198-28	Truck Bolster Gib Land & Inner Column Rotation Stop Gage, Ride Control 6 x 11 Low	0870
TTX-10151-4	Truck Ride Control Bolster Slope Pocket Gage, Ride Control 7 x 12 STD	0888	TTX-10198-29	Truck Bolster Gib Land & Inner Column Rotation Stop Gage, Ride Control 6 x 11 Low & STD	0871
TTX-10198-1	Truck Bolster Gib Land & Inner Column Rotation Stop Gage, Barber 6 x 11 Low	0853	TTX-10198-30	Truck Bolster Gib Land & Inner Column Rotation Stop Gage, Ride Control 6-1/2 x 12 STD	0872
TTX-10198-2	Truck Bolster Gib Land & Inner Column Rotation Stop Gage, Barber 6 x 11 Low & STD	0854	TTX-10198-31	Truck Bolster Gib Land & Inner Column Rotation Stop Gage, Ride Control 7 x 12 STD Swing Motion 6 x 11 Low	0873
TTX-10198-3	Truck Bolster Gib Land & Inner Column Rotation Stop Gage, Barber & Ride Control 6-1/2 x 12 STD	0891	TTX-10198-32	Truck Bolster Gib Land & Inner Column Rotation Stop Gage, Swing Motion 7 x 12 STD	0984
TTX-10198-8	Truck Bolster Gib Land & Inner Column Rotation Stop Gage, Ride Control 6 x 11 Low	0859	TTX-10199-1	Barber/Ride Control Column Slides Go/No-Go Gage, Barber 6 x 11 STD 68"	0874
TTX-10198-9	Truck Bolster Gib Land & Inner Column Rotation Stop Gage, Ride Control 6 x 11 Low & STD	0860	TTX-10199-2	Barber/Ride Control Column Slides Go/No-Go Gage, Barber 6 x 11 Low 61" Ride Control 6 x 11 Low 61"	0875
TTX-10198-21	Truck Bolster Gib Land & Inner Column Rotation Stop Gage, Barber 6 x 11 Low	0863	TTX-10199-3	Barber/Ride Control Column Slides Go/No-Go Gage, Barber 6 x 11 Low 63"	0876
TTX-10198-22	Truck Bolster Gib Land & Inner Column Rotation Stop Gage, Barber 6 x 11 Low & STD	0864	TTX-10199-4	Barber/Ride Control Column Slides Go/No-Go Gage, Barber 6-1/2 x 12 STD 70" Ride Control 6 x 11 Low 63" Ride Control 6 x 11 STD 68" Ride Control 6-1/2 x 12 STD 70"	0877
TTX-10198-23	Truck Bolster Gib Land & Inner Column Rotation Stop Gage, Barber 6-1/2 x 12 STD	0865	TTX-10199-5	Barber/Ride Control Column Slides Go/No-Go Gage, Ride Control 7 x 12 STD 72"	0878
TTX-10198-24	Truck Bolster Gib Land & Inner Column Rotation Stop Gage, Barber HD (Inside Land) 6-1/2 x 12 STD	0866	TTX-10199-6	Barber/Ride Control Column Slides Go/No-Go Gage, Barber HD 7 x 12 STD 72"	0879
TTX-10198-25	Truck Bolster Gib Land & Inner Column Rotation Stop Gage, Barber HD (Outside Land) 6-1/2 x 12 STD	0867	TTX-10199-7	Barber/Ride Control Column Slides Go/No-Go Gage, Barber HD 6-1/2 x 12 STD 70"	0880
TTX-10198-26	Truck Bolster Gib Land & Inner Column Rotation Stop Gage, Barber HD (Inside Land) 7 x 12 STD	0868	TTX-10531	Hitch-King Pin Opening No-Go Gage (top)	
			TTX-10555	Bolster Pocket Go Gage, Assembly	0927

<u>TTX Gage#</u>	<u>Description</u>	<u>PG&amp;T#</u>
TTX-10737-1	Truck Bolster Bowl Diameter & Depth Go/No-Go Gage, 14" Dia. 1-1/8 Depth	0985
TTX-10737-3	Truck Bolster Bowl Diameter & Depth Go/No-Go Gage, 16" Dia. 1-3/4 Depth	0986
TTX-10737-5	Truck Bolster Bowl Diameter & Depth Go/No-Go Gage, 16" Dia. 2 Depth	0987
TTX-10778	Truck Early Removal Wheel Gage	0954
TTX-10799	Truck Swing Motion Rocker Seat Gage	0956
TTX-10800	Truck Swing Motion Rocker Seat Bearing Gage	0957
TTX-10801	Truck Swing Motion Rocker Seat Gage	0958
TTX-10854	Articulated Connector Bushing Gage	0952
TTX-10857	Bolster Bowl Depth Gage	0977
TTX-10861-1	Barber/SMT Bolster Pocket Width & Nominal Pocket Width Gage 5-1/4"	0978
TTX-10861-2	Barber/SMT Bolster Pocket Width & Nominal Pocket Width Gage 5-3/4"	0979
TTX-10902	Go/No-Go Gage	
TTX-10911	Brake Travel Indicator Gage Assembly	
TTX-10922	Go Side Frame Column Clearance Gage	
TTX-10923	Truck Pocket Clearance Gage	
TTX-10924-1	Truck Bolster Opening And Column Gage, 70T Low 100T STD	1109
TTX-10924-2	Truck Bolster Opening And Column Gage, 125T	1043
TTX-10924-3	Truck Bolster Opening & Column Gage, 70 STD	1110
TTX-11124-1	Hitch Bushing Press Mandrel Gage, Front Mounts LP3/4-SA, LP12-SA Model 6P, NRC	
TTX-11124-2	Hitch Bushing Press Mandrel Gage, Rear Mounts LP3-SA	
TTX-11124-3	Hitch Bushing Press Mandrel Gage, Rear Mounts NRC-1/2	
TTX-11124-4	Hitch Bushing Press Mandrel Gage, Mount NR5 & Model 6MT-G	

<u>TTX Gage#</u>	<u>Description</u>	<u>PG&amp;T#</u>
TTX-11246	Hitch Jaw Qualification Gage, No-Go Gage	
TTX-11247	Hitch Gage Pin	1021
TTX-11321	Hitch-Jaw Reconditioning Go/No-Go Gage	1077
TTX-11456	Truck Gage Assembly, Barber Wedge Height	1086
TTX-11457	Truck Step Gage	1085

**MASTERS TO CHECK AAR GAGES**

<u>Description</u>	<u>Master#</u>	<u>PG&amp;T#</u>
Gage For Checking Wheel Circumference Tapes, 27"-38" & 38"-52"	WHLTP-M	0774
Gage For Locating First) Wheel, Master (Specify Freight or AMTRAK)	GLOCFW-M	0759
Limit Wear Master For 44057 "E" Knuckle Nose Wear & Stretch Limit Gage	44057-LW-M	0217
Limit Wear Master For 44250-3 "F" Knuckle Nose Worn Limit Gage	44250-3-LW-M	0649
Limit Wear Master For 49822 Knuckle Nose Worn Limit Gage "F"	49822-LW-M	0216
Limit Wear Master For 36527-3	36527-3-LW-M	0397
Limit Wear Master For 25623-1	25623-1-LW-M	0088
Limit Wear Master For 47120-2	47120-2-LW-M	0089
Limit Wear Master For Back To Back Service Limit Gage	B2BSL-LW-M	0294
Limit Wear Master For 28393	28393-LW-M	0086
Limit Wear Master For Back to Back Mounting Gage	B2BMG-M	0363
Master For AAR 1B 1-20 Taper Tread & Flange Full Contour, WF	1-B WFM	0213
Master For AAR-1B 1-20 Taper Tread & Flange Full Contour, NF	1-B NFM	0214
Master For Axle Fillet (7/8")	AFM-875	0508
Master For Axle Fillet (1")	AFM-1	0509
Master for Axle Fillet (1-7/16")	AFM-1437	0399
Master For Axle Fillet (1-1/2")	AFM-15	0139
Master For Axle Fillet (2")	AFM-2	0510
Master For Axle Fillet (3")	AFM-3	0511
Master For New Roller Bearing Axle Journal Length Gage	NRBAJL-M	0321

# Notes





Since its beginnings in 1929, Precision Gage & Tool Co. has maintained a leadership role in the manufacture of high-accuracy fineness of grind gages and film applicators for the worldwide ink and paint industries. Over the years, PGT has added to its capability with a line of specialized gaging equipment for railroads, and a variety of custom gages and fixtures for a broad range of industrial applications.

In 1998, PGT acquired the complete line of world renowned Sheffield gages, including Precisionaire®, Micronaire® and electronic column systems, paper and bearing gages, air gage tooling, automatic and manual gaging fixtures and SOFT 2000 computer systems. With experienced Sheffield personnel on staff, PGT is your single source for Sheffield Gage engineering, sales and service.



## **PRECISION GAGE & TOOL COMPANY**

375 Gargrave Road  
Dayton, Ohio 45449  
Phone: (937) 866-9666 Fax: (937) 866-9661  
E-mail: [pgt@precisiongage-tool.com](mailto:pgt@precisiongage-tool.com)  
[www.precisiongage-tool.com](http://www.precisiongage-tool.com)